

## Infrastructure Facilities in Fine Arts College Libraries in Tamil Nadu and Puducherry States: A Case Study

Z.Ayyappan<sup>1</sup> and J.Dominic<sup>2</sup>

<sup>1</sup>Research Scholar, <sup>2</sup>Chief Librarian

Karunya University, Coimbatore, Tamil Nadu, India

**Abstract** - This paper describes about the 'Infrastructure facilities in fine arts college libraries in Tamil Nadu and Pondicherry states: A case study. The analysis of the study explains about the Books Collections available in the fine arts college Library, Information Facilities and Services in the Library of the Music, Dance and Visual Arts Colleges in Tamilnadu and Pondicherry, Number of Journals subscribed and journal back volumes available by the colleges under study. The study revealed that the library collection of more than 72% of the colleges have more than 5000 books.

**Keywords:** Library Infrastructure, Arts Colleges, Tamil Nadu & Puducherry

### I. INTRODUCTION

In ancient South India much attention was paid to the development of fine Arts through the Education, as a result of which the progress of South India in the field of five Arts reached a high water mark even during the centuries of Christian Era. Artists were become by perusing the fine Arts subject and got employment in temples and in kings court and respected par with scholars. This was encouraged the study of fine Arts and contributed much to the development of the same. The fine Arts subject are taught by the eminent scholars through "Matha", "Ghatika", "Guhai", "Agrahara" and Temple Colleges. Gradually the Gurukula education steps into Diploma and Degree Level and Institutions were emerged to taught Music / Dance / Fine Arts Courses. The Libraries were attached to these Institutions are serving to cater the need of the student.

### II. REVIEW OF LITERATURE

Anunobi and Ezeani, (2011) presents library and information services to a university community in a developing country, together with the challenges and prospects of such an application. Using content analysis of documents in library archives, interviews with library stakeholders and assessment of the structures, facilities and technologies as deployed in the Digital Library housing the information that is necessary for academic work. Digital library is a function of environmental, ethno-political and economic issues. Although the deployment struggled to accommodate the attributes of a digital library, including contents, users, functionality, policy, quality, technology and personnel.

Dhanavandan, Mohammed Esmail, and Nagarajan, (2011) aims at analyzing the use and availability of Information Communication Technology infrastructure facilities in self-financing engineering college libraries in Tamilnadu. They need rapid Information Communication Technology infrastructure and in this context, there is a need for adequate development of electronic resources. This study traces out the nature of electronic resources, library automation level, computerized library services, electronic access points, type of digital libraries, network and topology of network, internet and intranet services, and so on with reference to the selected institutions.

Sugie, (2013) describes about the Radio frequency identification (RFID) technology has application to research on information-seeking behavior of library users. A user study was conducted to track traveling paths using the RFID system. Three undergraduate students carried a reader/writer and explored information sources in a library to complete a given set of tasks. The results suggest that RFID technology provides data accurate enough to explain library users' information-seeking behavior.

Thomas, (2012) reveals Electronic Resources librarian at the Florida Center for Library Automation (FCLA), gave a presentation at the MidSouth eResource Symposium held at Mississippi State University on August 11, 2011 entitled Using Drupal to Track Licenses and Organize Database Information. Yesilbas presented information on how she used Drupal, a free open-source content management system, to organize database elements, such as vendor records, license contracts, and statistics data. She discussed Drupal's ease of use and flexibility and how FCLA used it to manage their electronic resources. Yesilbas also gave a brief demonstration of Drupal and its functionality and ease of use.

### III. SCOPE OF THE STUDY

The study has been conducted to observe library infrastructure facilities (in all aspects) in the various colleges for Music-8, Dance-5, and Visual Arts-9 located in Tamil Nadu and Puducherry State.

#### IV. OBJECTIVE OF THE STUDY

1. To find out the Books Collections available in the fine arts college Library.
2. To find out Information Facilities and Services in the Library of the Music, Dance and Visual Arts Colleges in Tamil Nadu and Pondicherry
3. To find out Number of Journals subscribed and journal back volumes available by the colleges under study.

#### V. METHODOLOGY OF THE STUDY

The study was carried on the Music-8, Dance-5, and Visual Arts-4 located in Tamil Nadu and Pondicherry State. The questionnaire method has been used to collect the data. The investigator personally visited all the colleges and conducted the interview and observation and collected the data. A total No. of 152 filled in questionnaires in Music, 100 filled in questionnaires in Dance and 208 filled in questionnaires in Visual Art subject were collected from the said colleges.

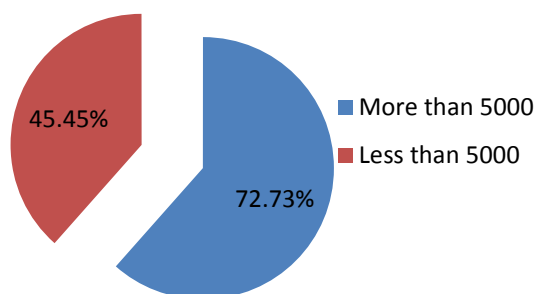


Fig.1 Books Collection in the Libraries of the Colleges under Study

From the above figure-1 it is clear that the library collection of more than 5000 books is 8 colleges have been observed and the percentage is 72% and it is the highest among all colleges. The less than 5000 books are 5 colleges and the

percentage is 45% and it is the second highest among all the colleges. From this it is clear that the most of the libraries are having more than 5000 books in the study.

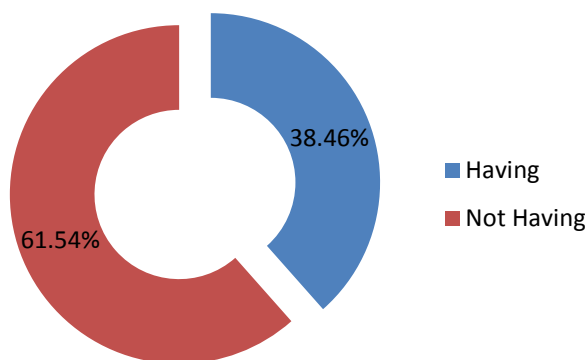


Fig.2 Journal Back Volume available in the Music, Dance and Applied Arts college library

The above figure-2 reveals that, the journal back volumes only 8 colleges are under the category “Not having” and the percentage is 61.54% and it is the highest among all colleges in the study. The 5 colleges are under “having” and

the percentage is 38.46% and it is the second among all the colleges in the study. From this it is clear that the journals back volumes available in the music, dance, and applied arts colleges are less.

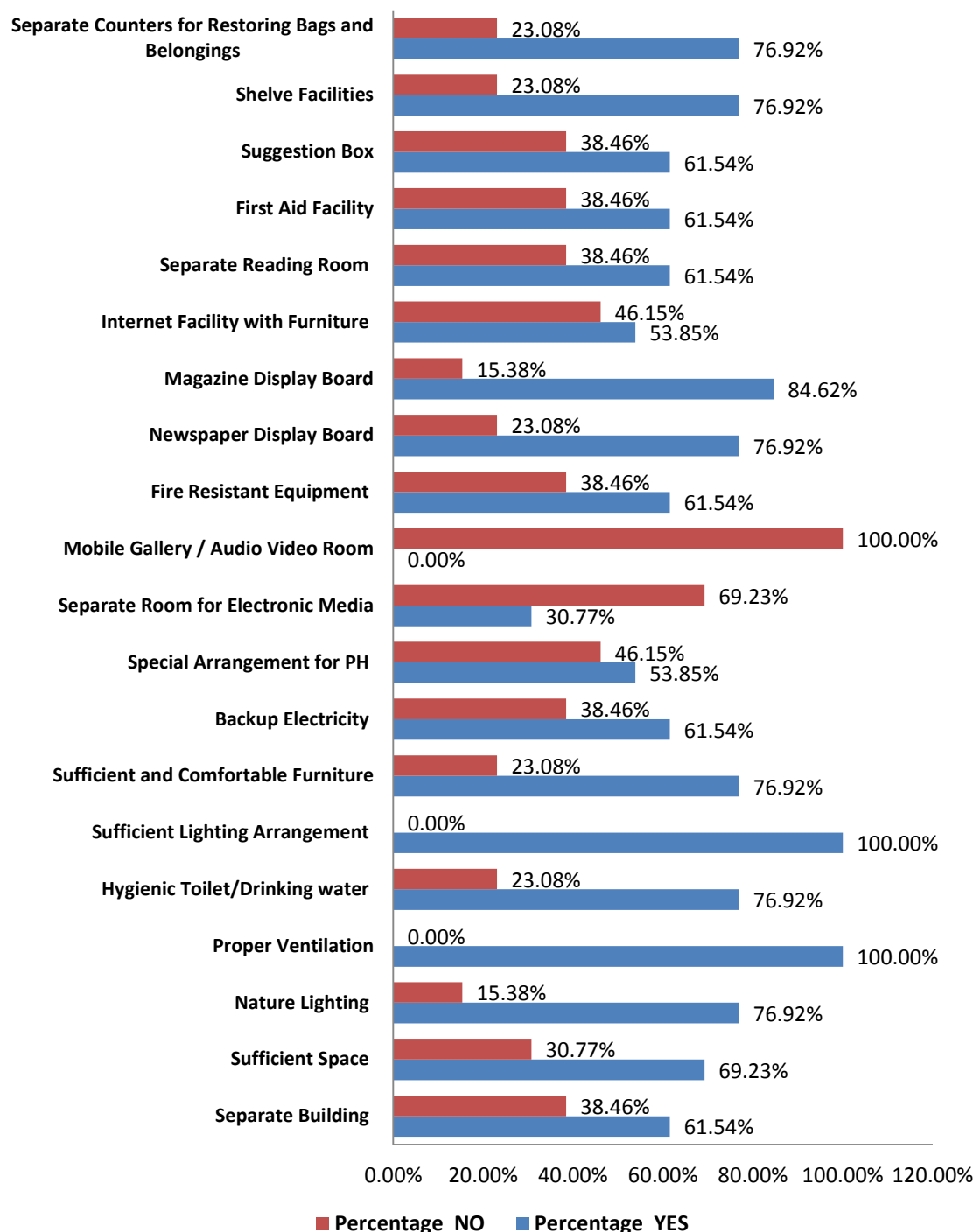


Fig.3 Infrastructure facilities available in the Music, Dance and Applied Arts college library

Above figure-3 and Figure reflects that, in concern with building and equipment of the library, Separate build for library, availability of sufficient space, availability of nature lighting, Proper ventilation, availability of proper Hygienic toilet/ drinking water, sufficient lighting arrangement, sufficient and comfortable furniture, back up electricity

facility, special arrangement for PH, parking facility and fire resistant equipment are facilitated on an above 70% of Music, Dance and Applied Arts colleges in Tamilnadu. The mobile gallery and separate Audio / Video room is not observed in any library of the colleges under study.

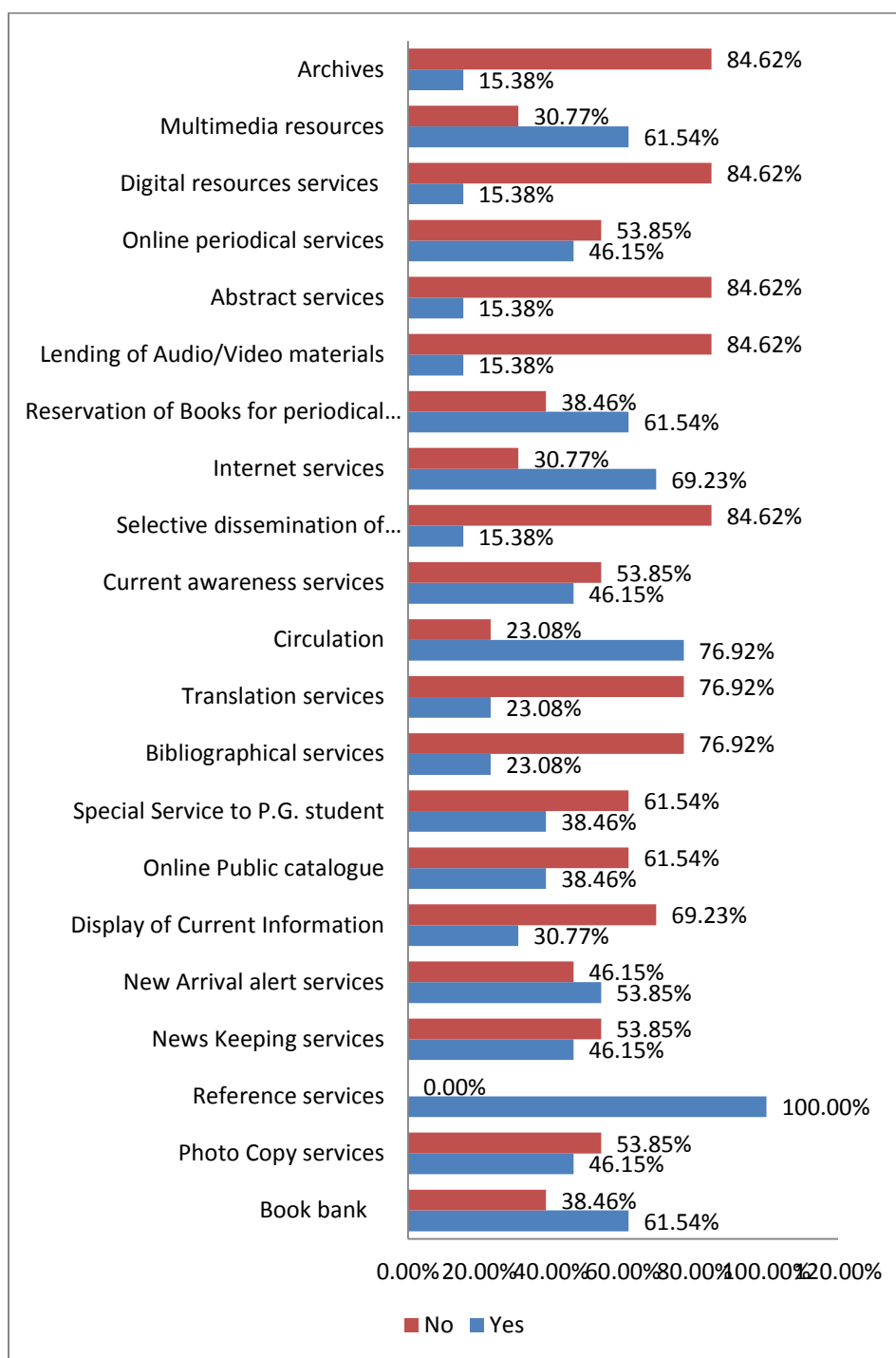


Fig.4 Information facilities and service in the library of the colleges under study

Above figure-4 describes about the information facilities and services in the library of the colleges under the study. The 'Yes' category of the Book Bank, reference services, circulation, Internet Services, Reservation of books for periodicals services and Multimedia resources are above 60%. All the other categories are below 60%. In the "no" category the Display of Current Information, Online Public

catalogue, Special Service to P.G. student, Bibliographical services, Translation services, Selective dissemination of information services, Lending of Audio/Video materials, Abstract services, Digital resources services and Archives are above 60% and rest of the categories are below 60% in the study.

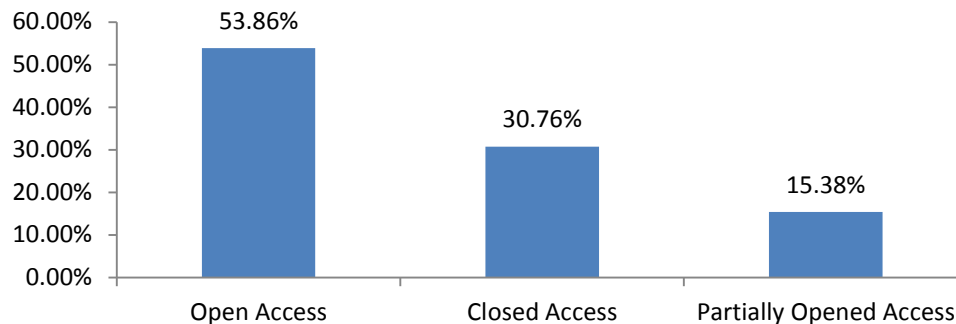


Fig.5 Type of access to Library books by the respondents

From the response on the above figure-5 and, it is observed that the library access is about 53.86% and it is followed by 7 libraries and it is the highest in the categories. The closed

accesses are 30.76 % and 15% partially opened access. From this it is clear that most of the libraries they follow open access systems.

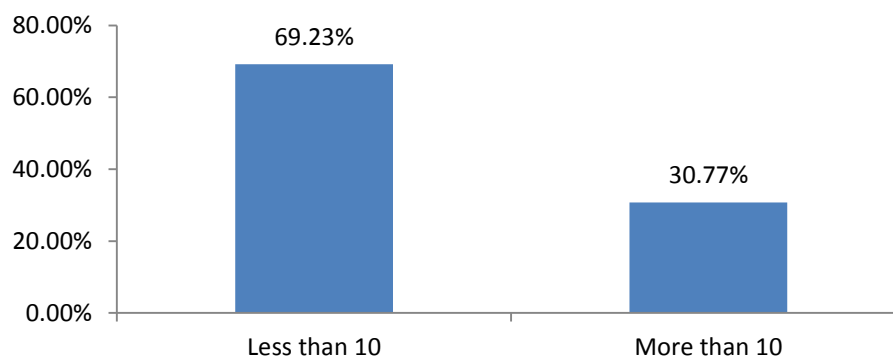


Fig.6 Number of Journals subscribed by the colleges under study

The above figure-6 describes about the number of journals subscribed by the colleges under study. The “less than 10” are 9 colleges and the percentage is 69.23% and it is the highest among colleges. The “more than 10” are 4 colleges

and the percentage is 30.77% and it is the lowest among all colleges. From this it is clear that the numbers of journals subscribed are less than 10.

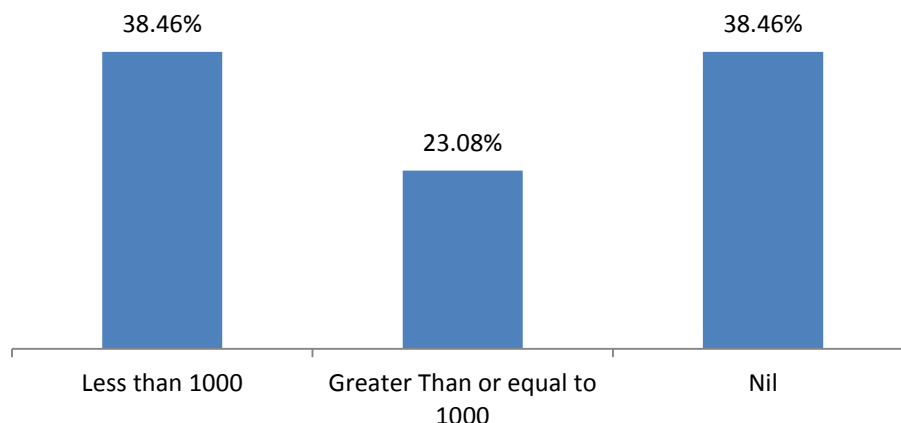


Fig.7 Journal back volumes available in the library of the colleges under study

The above figure-7 describes about the journals back volumes available in the library of the colleges under study. The 'less than 1000' and 'nil' are 5 colleges and the percentage is 38.46% and it is the highest among all the categories. From this it is clear that few libraries in the study have less than 1000 journals back volumes available.

## VI. FINDINGS OF THE STUDY

1. The library collection of more than 5000 books is 8 colleges have been observed and the percentage is 72% and it is the highest among all colleges. The less than 5000 books are 5 colleges and the percentage is 45%.
2. The journal back volumes only 8 colleges are under the category "Not having" and the percentage is 61.54% and it is the highest among all colleges in the study. The 5 colleges are under "having" and the percentage is 38.46% and the Journal back volumes available in Music, Dance and Visual Art colleges is less.
3. The building and equipment of the library, Separate build for library, availability of sufficient space, availability of nature lighting, Proper ventilation, availability of proper Hygienic toilet/ drinking water, sufficient lighting arrangement, sufficient and comfortable furniture, back up electricity facility, special arrangement for PH, parking facility and fire resistant equipment are facilitated on an above 70% of Music, Dance and Applied Arts colleges in Tamil Nadu.
4. Among the various information facilities and services in the library Fine Art of the colleges under the study. The 'Yes' category of the Book Bank, reference services, circulation, Internet Services, Reservation of books, periodicals services and Multimedia resources are only above 60% and other services and facilities are below 60%.
5. The library access is about 53.86% and under open access pattern it is followed by 7 libraries and it is the highest in the categories. The closed accesses are 30.76 % and 15% partially opened access and it is found that most of the Music / Dance / Visual Art Libraries are functioning under open access pattern.
6. In respect of journal subscription it is found that 9 colleges and subscribing less than 10 journals and the percentage is 69.23 and 4 colleges are subscribing more than 10 journals and the percentage is 30.77 and found that most of the Music / Dance / Visual Art college are subscribing the journals in less numbers.
7. The journals back volumes available in the library of the colleges under study. The 'less than 1000' and 'nil' are 5 colleges and the percentage is 38.46%.

## VII. CONCLUSION

Education plays a vittal role in preserving our cultural heritage and civilization and transfers the same to its coming generation. No land on earth has such a long cultural continuity as India in holding the same in multi dimensional face. Our cultural heritage is presented on

Purana, Ithihasa, Philosophy, Religion, Language, Literature, Vedic concept, Rituals, History, Vedantam, Architecture, Fine Arts, Astronomy, Folk lore and mythology. These were transferred from one generation to next generation through education i.e. teaching & learning method. The libraries int fine Arts colleges are providing information to teaching and in the study it is find out that the infrastructure of the libraries are better.

## REFERENCES

- [1] Anunobi, C.V., Ezeani, M.I. (2011) Digital library deployment in a university: Challenges and prospects , *Library Hi Tech* 29 (2) , pp. 373-386
- [2] Dhanavandan, S., Mohammed Esmail, S., Nagarajan, M. (2011) *Library Philosophy and Practice* 2011 (MARCH)
- [3] Sugie, N. (2013) Application of radio frequency identification technology to study library users' information-seeking behavior , *Library and Information Science Research* 35 (1) , pp. 69-77
- [4] Thomas, M. (2012) The Florida Center for Library Automation Experience Using Drupal , *Serials Librarian* 63 (2) , pp. 170-172